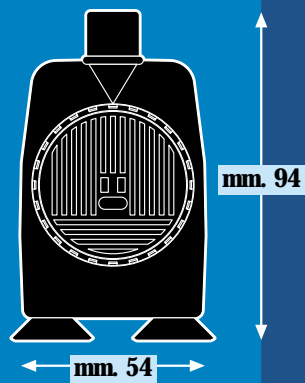
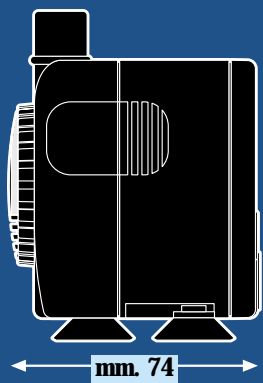
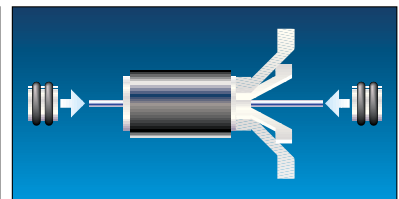



EDEN[®] 126 128 130

The unique technical design of the rotor unit and the impeller make these units completely different from others available in the market today.

The shaft, integral with the impeller, rotates in two antifriction bearings of special self-lubricating material equipped with vibration absorbers, thus improving quiet running and life of the rotor/impeller system.

All the POWERLET pumps are equipped with flow control valve and with suction cups made out of highly acoustic absorbing non-toxic material to insulate the unit and avoid possible vibration of the pump against the walls of the aquarium or fountain.



technical data
données techniques
technische daten
dati tecnici
datos técnicos

V

Q. max l/h

Q. min l/h

H max (cm.)

Watts

126

128

130

230/50 - 110/60

230/50 - 110/60

230/50 - 110/60

800

1150

1150

400

600

600

150

200

250

25-35

30-40

32-45

