

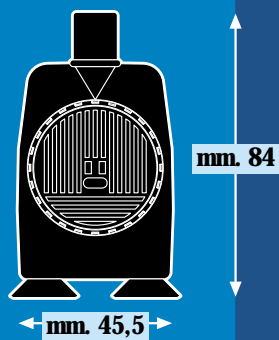
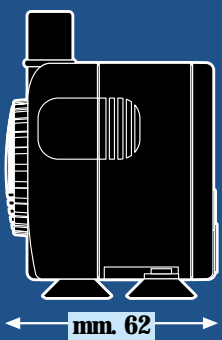
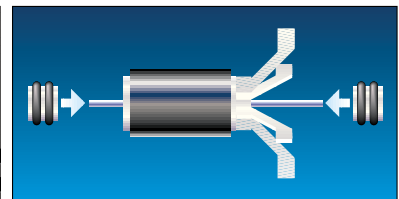

EDEN[®] 112 114



The unique technical design of the rotor unit and the impeller make these units completely different from others available in the market today.

The shaft, integral with the impeller, rotates in two antifriction bearings of special self-lubricating material equipped with vibration absorbers, thus improving quiet running and life of the rotor/impeller system.

All the POWERLET pumps are equipped with flow control valve and with suction cups made out of highly acoustic absorbing non-toxic material to insulate the unit and avoid possible vibration of the pump against the walls of the aquarium or fountain.



technical data
données techniques
technische daten
dati tecnici
datos técnicos

V

Q. max l/h

Q. min l/h

H max (cm.)

Watts

112

114

230/50 - 110/60 230/50 - 110/60

500 600

150 200

80 130

9 11

